

Werkinstructie (voor ophalen data door nieuwe leverancier)

1. Verzoek tot downloaden data

Van: <noreply-sft@tennet.eu>
Datum: 21 november 2018 om 14:03:06 CET
Aan:
Onderwerp: New Package Is Waiting

Your package is securely stored in TenneT.

You will be required to supply credentials in order to login and access this package. These credentials will be provided to you either by the original sender or by another email notification.

If site policy requires it, at sign on you will be guided through additional steps to secure your account.

Please use the following URL and your username/password to login and view this package. You will also be given the opportunity to compose a secure reply to this package.

(<https://transit.tennet.eu/human.aspx?OrgID=5913&Arg12=message&Arg06=530223970&Arg08=wal84n3hvk2q5hi3>)

2. Activeren account (klik op link uit download request)

1 Change Your Password


- Must be at least 8 characters.
- Must not contain or resemble Username.
- Must contain at least one letter and one number.
- Must not contain dictionary words.
- Must contain both upper- and lower-case letters.
- Must not match any of the previous 10 passwords.

New Password

Re-type Password

Change Password

[Sign Out](#)



Password change successful

Next, set up multi-factor authentication.

Click **Continue** to complete this one-time setup.

[Learn more](#)

Continue

[Sign Out](#)

2 Set Up Multi-Factor Authentication

Choose how you want to receive the verification code:

- Authenticator App**
Generate verification code from a synchronized authenticator app installed on your mobile device.
How to do this?
- Email**
Send verification code to the email configured for this account:
s*****@

[Continue](#)

[Sign Out](#)

2 Set Up Multi-Factor Authentication


A verification code has been sent to the email configured to this account:
s*****@

[Request another code](#)

Enter Verification Code

[Verify](#)

[Sign Out](#)



Multi-factor authentication setup successful

You can modify these settings under **My Account**.

Click **Finish** to use MOVEit Transfer.

[Finish](#)

[Sign Out](#)

3. Download data



Signed onto **TenneT** as

Package to

[Trash](#)
[Forward](#)
[Save As Template](#)
[Mark As New](#)

To: [redacted]
From: [redacted] at 12/6/2018 9:41:20 AM
Subject: Betalingsgegevens nieuw klanten
Mailbox: My Mailboxes > Sent
Will Expire: In 14 days **Read Status:** Read by no recipients (More) [Recall](#)

Geachte Heer/Mevrouw,
 Hierbij ontvangen jullie de betalingsgegevens van de nieuw klanten.
 Met Vriendelijke groet,
 MAES team TenneT

Files:
  (7.3 KB) [Download](#)
 Total: 7.3 KB

[Trash](#)
[Forward](#)
[Save As Template](#)
[Mark As New](#)
 Move to: /Inbox [Move](#)

[View Send Receipt](#) - [View Package History](#) - [View Print Friendly](#)
[Return to Mailbox](#)